

CODES AND STANDARDS

1. New construction has been designed to, and shall be constructed in accordance with the following building codes and standards:
 - A. 2017 Ohio Building Code (OBC 2017)
 - B. ASCE 7-10, Minimum Design Loads for Buildings and Other Structures
2. Unless explicitly modified in the Contract Drawings and Specifications, the Contractor shall comply with provisions of:
 - A. ACI 530-13, Building Code Requirements for Masonry Structures
 - B. ACI 530.1-13, Specification for Masonry Structures
 - C. AISC 360-10, Specification for Structural Steel Buildings
 - D. AWS D1.1-10, Structural Welding Code - Steel

DESIGN STRESSES

Structural steel other shapes (ASTM A36) -----	Fy = 36,000 psi
Masonry -----	f'm = 2,000 psi
Mortar (ASTM C270) -----	Type S
Grout (ASTM C476) -----	3,000 psi

GENERAL

1. All new construction shall comply with the Contract Documents and the Building Code.
2. Typical details and general notes apply to all parts of the work except where specifically detailed or unless otherwise noted.
3. The structural drawings illustrate structural members.
4. Drawings are not to be scaled.
5. No pipes or ducts shall be embedded into structural members unless so shown on the plans or approved by the Engineer.
6. The Contractor shall verify and be responsible for all dimensions and conditions which impact the work. Field verify sizes, elevations, hole locations, etc., prior to fabrication.
7. The Contractor shall carefully review the drawings to identify the scope of work required, visit the site to relate the scope of work to existing conditions and determine the extent to which those conditions and physical surroundings will impact the work.
8. Existing conditions as shown on these plans are for reference only. The Contractor is required to field verify all existing conditions prior to construction.
9. The Contractor shall resolve any conflicts on the drawings with the Engineer before proceeding with the work.
10. Any deviation, modification, or substitution from the approved set of structural drawings shall be submitted to the Owner and Engineer for review/approval prior to its use or inclusion on the shop drawings.
11. The Contractor shall provide all necessary shores, braces, and guys required to support all loads to which the building structure and components, soils, other structures, and utilities may be subjected during construction. Shoring systems shall be designed, signed, and sealed by a professional engineer licensed in the jurisdiction where the project is located.
12. The Contractor shall provide means, method, techniques, sequence, and procedure of construction as required.
13. The Contractor shall protect all work, materials, and equipment from damage and shall provide proper storage facilities for materials and equipment during construction.
14. Site visits performed by the Engineer do not constitute inspections of means and methods of construction performed by the Contractor.
15. Structural observations performed by the Engineer during construction are not the continuous and special inspection services and do not waive the responsibility for the inspections required of the Building Department Inspector or the testing agency. Observations also do not guarantee the Contractor's performance and shall not be considered as supervision of construction.

STEEL CONSTRUCTION

1. Steel detailing, fabrication, and erection shall conform to the AISC Specification for Structural Steel Buildings and Code of Standard Practice, and the AWS Structural Welding Code.
2. The Contractor shall be responsible for the control of all erection procedures and sequences with relation to temperature differentials and weld shrinkage.
3. All additional steel required for erection purposes shall be provided at no additional cost and shall be removed unless approved by the Owner in writing.
4. Welding electrodes shall be E70XX except where other electrodes are required for compatibility with material being welded.
5. All field welding shall be performed by a recently certified welder.
6. Clean surfaces to remove loose rust and mill scale and spatter, slag, or flux deposits. Prepare surfaces according to the following specifications and standards: SSPC-SP 2, "Hand Tool Cleaning" for all steel.

BASE BID QUANTITIES

WORK ITEM	DESCRIPTION	QUANTITY	UNIT
1.1	MOBILIZATION	1	L.S.
1.2	DEBRIS / DUST PROTECTION	1	L.S.
1.3	TRAFFIC CONTROL / BARRICADES / SIGNAGE	1	L.S.
2.1	REMOVAL OF DAMAGED LINTEL BOTTOM PLATE, AND INSTALLATION OF NEW BOTTOM PLATE	29	EA

© 2019 COPYRIGHT BARBER & HOFFMAN, INC.

S-1

Drawing Number:

Date: 03/26/2021

Issue:

Revision:

Ref. Dwg.:

Drawn: MCD

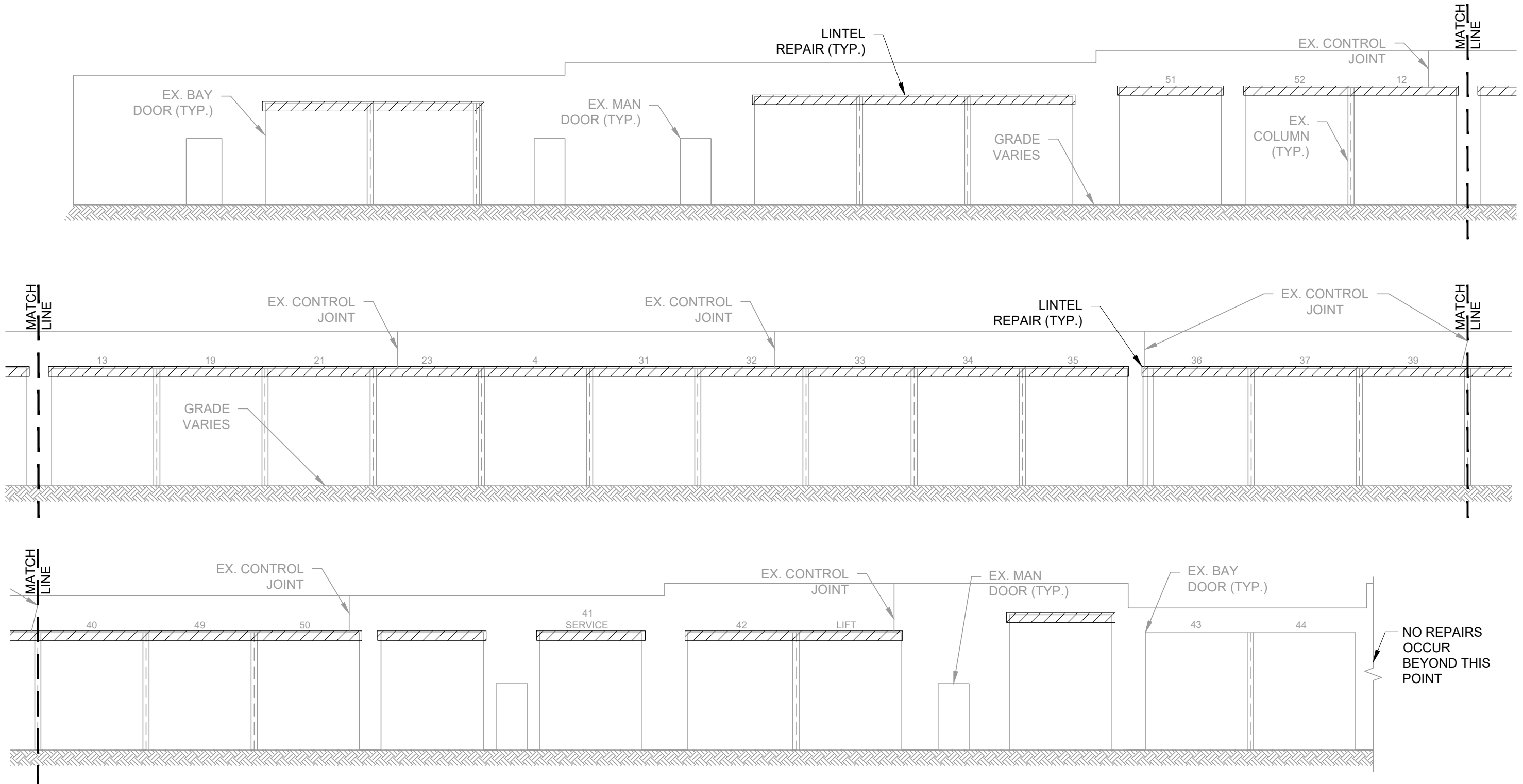
Checked: JTL


Scale: AS NOTED

Project No.: 19-240A

Title: WADSWORTH BUS GARAGE
LINTEL REPAIRS
357 SUNSET BLVD.
WADSWORTH, OH 44281

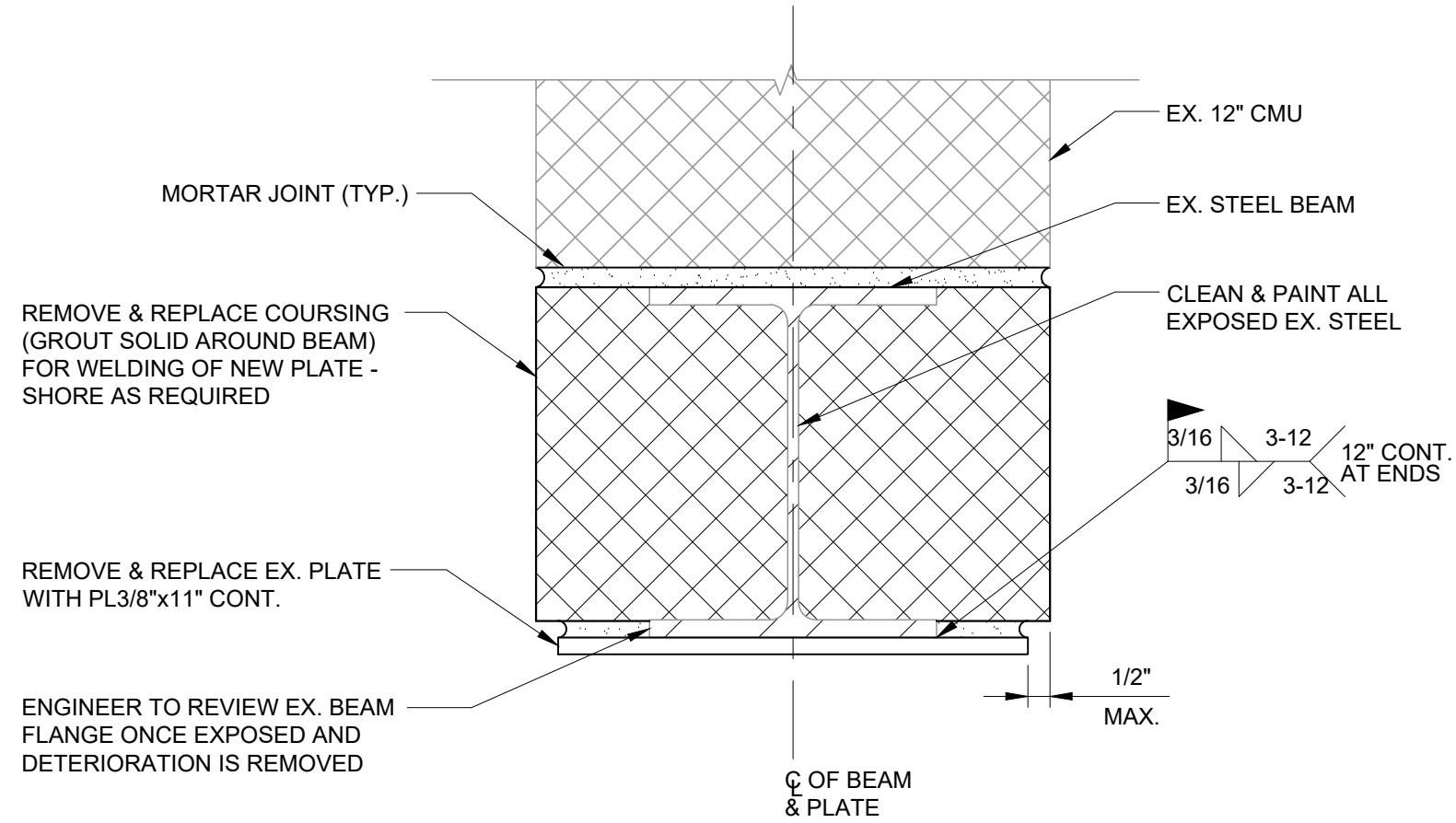
2217 East 9th Street, Suite 350
Cleveland OH 44115-1257
216-875-0100 / (F) 216-875-0111
barberhoffman.com
BARBER & HOFFMAN, INC.
Consulting Engineers



LEGEND:
 - WORK ITEM 2.1 LINTEL PLATE REPAIR (SEE S-3 FOR DETAIL)

EAST REPAIR ELEVATION
 3/32"=1'-0"

Drawing Number: S-2		© 2019 COPYRIGHT BARBER & HOFFMAN, INC.	
Date: 03/26/2021	Issue:	Revision:	Ref. Dwg.:
Drawn: MCD	Checked: JTL	Scale: AS NOTED	Project No.: 19-240A
Title: WADSWORTH BUS GARAGE LINTEL REPAIRS 357 SUNSET BLVD. WADSWORTH, OH 44281			
2217 East 9th Street, Suite 350 Cleveland OH 44115-1257 216-875-0100 / (F) 216-875-0111 barberhoffman.com BARBER & HOFFMAN, INC. Consulting Engineers			



REMOVE & REPLACE COURSING
(GROUT SOLID AROUND BEAM)
FOR WELDING OF NEW PLATE -
SHORE AS REQUIRED

REMOVE & REPLACE EX. PLATE
WITH PL3/8"x11" CONT.

ENGINEER TO REVIEW EX. BEAM
FLANGE ONCE EXPOSED AND
DETERIORATION IS REMOVED

EX. 12" CMU

EX. STEEL BEAM

CLEAN & PAINT ALL
EXPOSED EX. STEEL

3/16 3-12 12" CONT.
3/16 3-12 AT ENDS

1/2"
MAX.

∅ OF BEAM
& PLATE

NOTE: CLEAN SURFACES TO REMOVE LOOSE RUST AND MILL SCALE AND SPATTER, SLAG, OR FLUX DEPOSITS. PREPARE SURFACES ACCORDING TO THE FOLLOWING SPECIFICATIONS AND STANDARDS. CLEAN (SSPC-SP 2, "HAND TOOL CLEANING") ALL EXISTING EXPOSED STEEL, AND COAT ALL EXPOSED EXISTING AND NEW STEEL WITH SHERWIN WILLIAMS DURA PLATE 235 (MIN. 6 MILS DRY FILM THICKNESS EACH COAT) .

LINTEL REPAIR DETAIL

3"=1'-0"